









































	50m: 31.60	100m: 1:04.91 (33.31)					
12	 George Amber	18	 Coast Swimming Club	0.62	1:05.61 Entry: 1:02.04 (+3.57)	Q	
	50m: 31.44	100m: 1:05.61 (34.17)					
13	 McEwan Talitha	17	 Mt Maunganui Swim...	0.63	1:07.27 Entry: 1:05.09 (+2.18)	Q	
	50m: 33.06	100m: 1:07.27 (34.21)					
14	 Bassett Scarlett	16	 Parnell Swimming	0.77	1:07.49 Entry: 1:05.92 (+1.57)	Q	
	50m: 32.61	100m: 1:07.49 (34.88)					
15	 Garbanzo (V) Jessica	20	 Brisbane Grammar	0.56	1:08.14 Entry: 1:07.03 (+1.11)	Q	
	50m: 33.35	100m: 1:08.14 (34.79)					
16	 Stanley-Hunt Mia	17	 Coast Swimming Club	0.65	1:08.30 Entry: 1:05.26 (+3.04)	Q	
	50m: 32.67	100m: 1:08.30 (35.63)					
17	 Dodunski Frankie	14	 TBSS Central City S...	0.73	1:09.77 Entry: 1:11.33 (-1.56)	Q	
	50m: 33.06	100m: 1:09.77 (36.71)					
18	 Uta'i Elena-Rhys	14	 Roskill Swimming Club	0.67	1:11.90 Entry: 1:08.89 (+3.01)	Q	
	50m: 33.69	100m: 1:11.90 (38.21)					
19	 Simpson Annabell	23	 Parnell Swimming	0.74	1:12.19 Entry: 1:16.30 (-4.11)	Q	
	50m: 35.13	100m: 1:12.19 (37.06)					
20	 Saunders Eleanor	16	 Coast Swimming Club	0.70	1:12.26 Entry: 1:08.89 (+3.37)	Q	
	50m: 34.89	100m: 1:12.26 (37.37)					
21	 Knight Kayla	14	 United Swimming Club	0.77	1:13.25 Entry: 1:11.04 (+2.21)	Q	
	50m: 35.44	100m: 1:13.25 (37.81)					
22	 Buisinne Alexis	15	 North Shore Swimmi...	0.66	1:13.38 Entry: 1:12.42 (+0.96)	Q	
	50m: 35.51	100m: 1:13.38 (37.87)					
23	 Faeamani (V) Carolann	16	 Mt Eden Swimming	0.59	1:13.74 Entry: 1:12.49 (+1.25)	Q	
	50m: 35.67	100m: 1:13.74 (38.07)					
24	 Ding Cloris	13	 United Swimming Club	0.65	1:14.01 Entry: 1:13.63 (+0.38)	Q	
	50m: 36.05	100m: 1:14.01 (37.96)					
25	 Lander Ashley	14	 St Paul's Swimming ...	0.72	1:14.54 Entry: 1:13.94 (+0.60)		
	50m: 35.95	100m: 1:14.54 (38.59)					
26	 Neal Audrey	15	 Coast Swimming Club	0.79	1:14.99 Entry: 1:09.76 (+5.23)		
	50m: 36.47	100m: 1:14.99 (38.52)					
27	 Piper Hannah	17	 United Swimming Club	0.66	1:15.31 Entry: 1:07.35 (+7.96)		
	50m: 36.24	100m: 1:15.31 (39.07)					
28	 Ding Melody	14	 United Swimming Club	0.71	1:15.93 Entry: 1:10.99 (+4.94)		
	50m: 34.97	100m: 1:15.93 (40.96)					
29	 Jarrett Lani	14	 St Paul's Swimming ...	0.73	1:15.99 Entry: 1:15.59 (+0.40)		
	50m: 37.49	100m: 1:15.99 (38.50)					
30	 Fletcher Emma	15	 St Paul's Swimming ...	0.72	1:16.22 Entry: 1:14.82 (+1.40)		
	50m: 36.22	100m: 1:16.22 (40.00)					
31	 Sun Teresa	13	 United Swimming Club	0.76	1:17.10 Entry: 1:13.00 (+4.10)		
	50m: 37.02	100m: 1:17.10 (40.08)					

32	 Afu (V) Vaoahi	16		Parnell Swimming	0.81	1:17.46 Entry: 1:18.45 (-0.99)
33	 Neal Amelia	16		Coast Swimming Club	0.66	1:17.74 Entry: 1:16.00 (+1.74)
34	 Morrison Sienna	14		Kowhai Swimming Club	0.56	1:18.86 Entry: 1:17.03 (+1.83)